


LITTLE CRAFTKID

SUMMER 2026

Worksheets for children in libraries



① WHAT DO YOU CALL THE TECHNIQUE WHICH INVOLVES FOLDING A SHEET OF PAPER INTO INTERESTING SHAPES WITHOUT GLUING?

DEAR CHILDREN,
THESE WORKSHEETS HAVE BEEN
CREATED AS A PRESENT FOR
THOSE OF YOU WHO LIKE
READING AND GOING TO THE

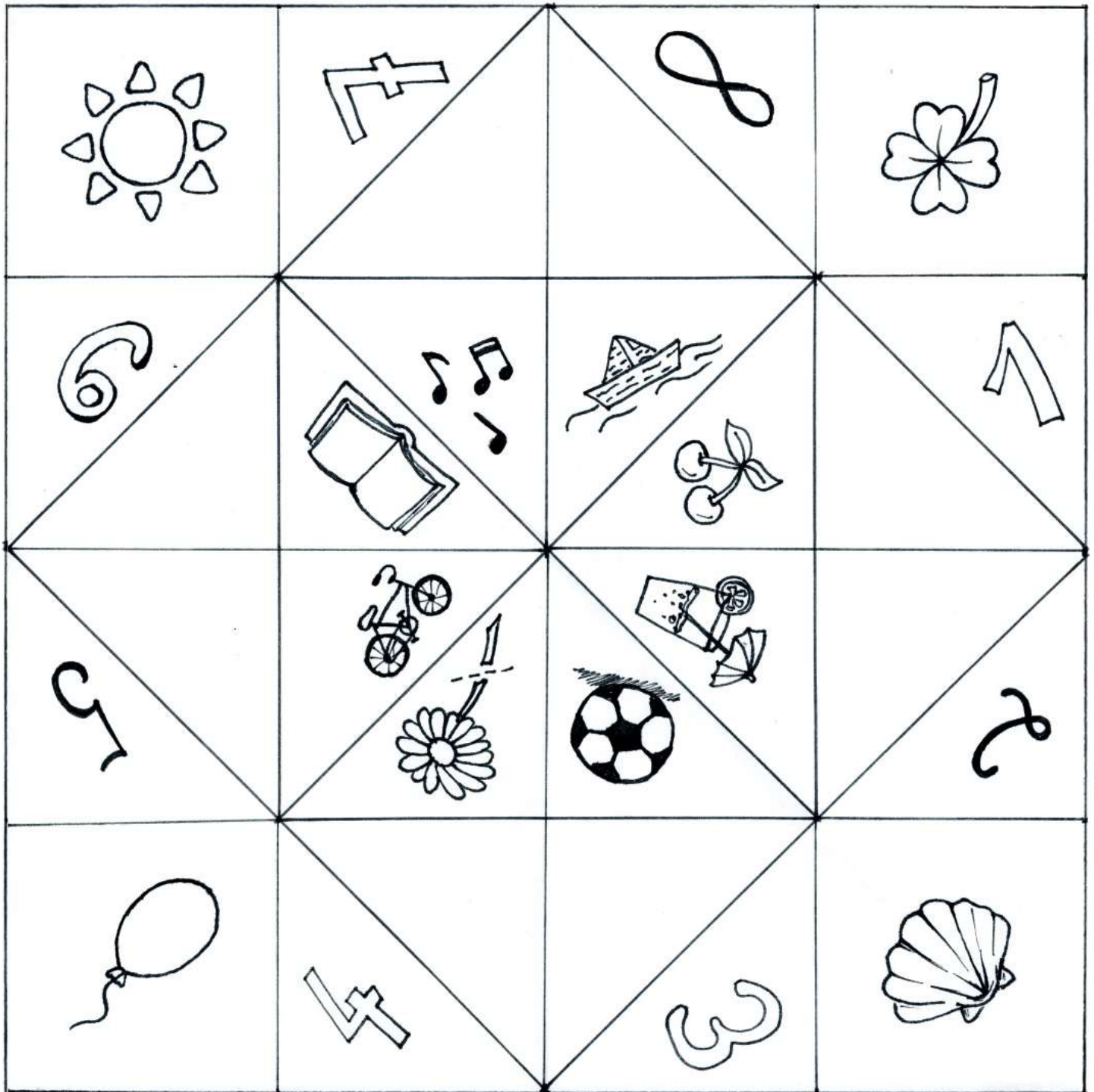
KLUB TVOŘIVÝCH
KNIHOVNÍKŮ



Uved'te původ-Neužívejte komerčně-
Nezpracovávejte 4.0 Mezinárodní

(CC BY-NC-ND 4.0 DEED)

② TRY TO MAKE A PAPER FORTUNE TELLER. CUT OUT THE SQUARE PICTURE AND FIND SOMEBODY WHO CAN FOLD IT INTO THE TRADITIONAL ORIGAMI, OR FIND THE INSTRUCTIONS IN A LIBRARY CRAFT BOOK. THEN STICK YOUR FINGERS INTO THE ORIGAMI, PICK A NUMBER, MAKE THE PAPER TOY MOVE, AND THEN CHOOSE A PICTURE WHICH WILL TELL YOU WHICH ACTIVITY IS BEST FOR THIS DAY.

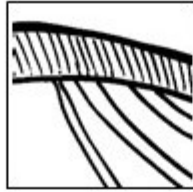


③ MATCH THE CUT-OUT PIECES WITH THE RIGHT FISH. IT IS NOT NECESSARY TO TURN THEM IN ANY WAY. YOU CAN THEN CUT OUT THE FISH, COLOUR THEM IN AND GLUE THEM ONTO A BLUE SHEET OF PAPER – YOU WILL HAVE YOUR OWN UNDERWATER WORLD.

1.




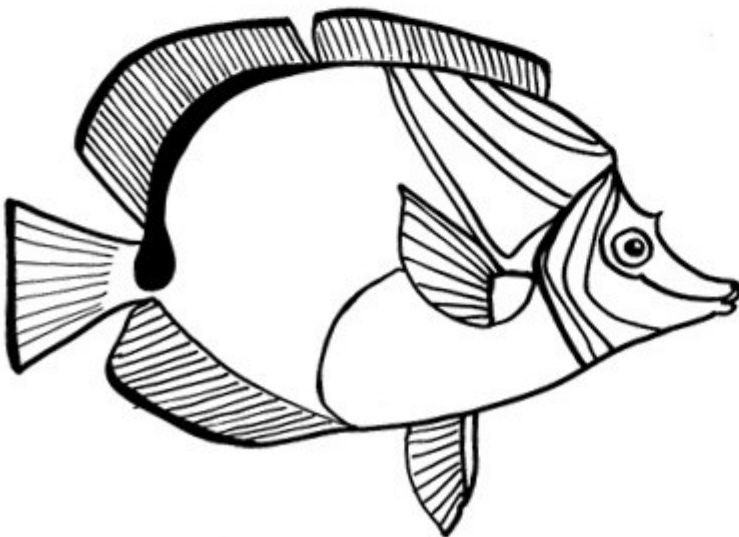

2.




3.





4.




④ MATCH THE DOTS TO MAKE A PICTURE.






⑤ FIND 7 DIFFERENCES BETWEEN THE TWO PICTURES AND THEN USE YOUR IMAGINATION TO COLOUR IN THE CATS AND KITTENS.



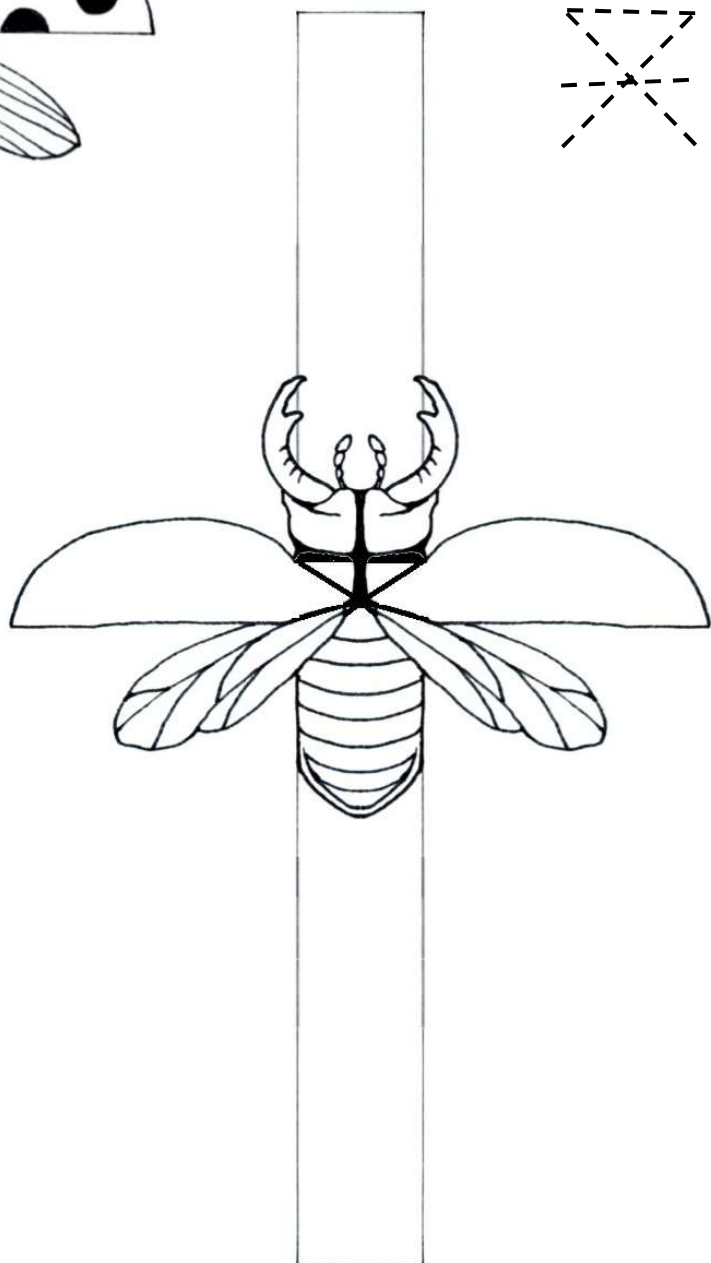
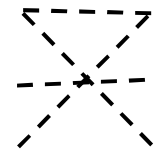
⑥ MATCH THE CHARACTERS FROM A MEDIEVAL CASTLE TO THEIR SHADOWS, BUT BE CAREFUL, THE SHADOWS ARE THEIR MIRROR IMAGES! THEN PUT THE LETTERS IN THE CORRECT ORDER ACCORDING TO THE NUMBERS OF THEIR SHADOWS. YOU WILL GET THE NAME OF ONE THE BIGGEST CASTLES IN MORAVIA.




⑦ MAKE A MOVING BOOKMARK. CAREFULLY, CUT OUT THE WHOLE OUTLINE OF THE LADYBIRD OR THE STAG BEETLE TOGETHER WITH THE BOOKMARK STRIPE. THEN FOLD IT HORIZONTALLY BEHIND THE HEAD, AND DIAGONALLY AND HORIZONTALLY ON THE WINGS. NOW THE INSECT BOOKMARK MAKES A FLYING MOVEMENT BY GENTLE STRETCHING AND SLIDING. COLOUR IN THE WINGS AND PUT THE BOOKMARK IN THE BOOK YOU ARE READING AT THE MOMENT.




HOW TO FOLD



⑧ FOLLOW THE WAY EACH BEE HAS FLOWN AND TRACE THE LINES WITH PENCILS OF DIFFERENT COLOURS. COLOUR IN THE PICTURE AND ADD SOME FLOWERS.



9 FIND 8 DIFFERENCES BETWEEN THE TWO PICTURES.



10 COLOUR IN ACCORDING TO THE ARROWS IN THE INSTRUCTIONS.

PINK



BROWN



ORANGE



BLACK



WHITE




GRAY



↗	↗	↗	↗	↗	↗	↗	↗	↗	↗	↗	↗	↗
↗	↗	↗	↗	↗	↗	↗	↗	↗	↗	↗	↗	↗
↗	↗	↑	↑	↗	↗	↗	↗	↗	↑	↑	↗	↗
↗	↗	↑	↘	↑	↗	↗	↗	↑	↘	↑	↗	↗
↗	↗	↑	↗	↘	↑	↑	↑	↘	↗	↑	↗	↗
↗	↗	↑	↗	↓	←	←	←	↓	↗	↑	↗	↗
↗	↑	↓	↓	←	←	←	←	←	↓	↓	↑	↗
↗	↑	↓	←	←	←	↗	←	←	←	↓	↑	↗
↗	↑	↓	←	↑	←	↗	←	↑	←	↓	↑	↗
↗	↑	↓	←	↑	↗	↗	↗	↑	←	↓	↑	↗
↗	↗	↑	←	↗	↗	→	↗	↗	←	↑	↗	↗
↗	↗	↗	↑	↑	↑	↑	↑	↑	↑	↗	↗	↗
↗	↗	↗	↗	↗	↗	↗	↗	↗	↗	↗	↗	↗

⑪ FIND 5 SHELLS, 10 BUBBLES, AND 3 PLANTS IN THE PICTURE. COUNT HOW MANY FISH ARE THERE IN THE WATER. IF YOU HAVE TIME, BORROW ATLAS OF FRESHWATER FISHES AND TRY TO FIND THE FISH IN IT. IF YOU FIND ONE, COLOUR IT ACCORDING TO ITS REAL APPEARANCE.



⑫ COLOUR IN THE PICTURES OF THREE BUTTERFLIES ACCORDING TO THE NUMBERS. EACH NUMBER HAS ITS OWN COLOUR. USE YOUR IMAGINATION TO COLOUR IN THE FOURTH BUTTERFLY. YOU CAN THEN CUT OUT THE BUTTERFLIES AND GLUE THEM SOMEWHERE.

COLOUR CODES:

1 - YELLOW,

2 - ORANGE,

3 - RED,


4 - VIOLET,

5 - BLUE,


6 - PINK,

7 - GREEN.


THE BLANK SPACES CAN STAY WHITE.




13 COUNT HOW MANY BIRDS, CARROTS AND BUTTERFLIES ARE THERE IN THE PICTURE. COLOUR THE PICTURE IN.



⑭ PLAY THE INDIAN TRAIL. FIRST, COLOUR EVERYTHING IN. TO PLAY, YOU ONLY NEED A DICE AND TO CUT OUT THE INDIAN CHILDREN (FOLD AT THE ARROW, SO THEY CAN STAND UP). THE TRAIL STARTS AT THE TEEPEE, THE FINISH IS AT THE TOTEM. BE CAREFUL WHEN YOU ENTER THE SPECIAL SQUARES – IF YOU STEP INTO A CANOE, YOU HAVE TO GO BACK TO THE START. THE BEAR'S PAW MOVES YOU 4 SQUARES FORWARD. THE DREAM CATCHER PUTS YOU TO SLEEP FOR TWO ROUNDS, THE FEATHER MOVES YOU TWO SQUARES FORWARD. THE BONFIRE GIVES YOU THE POWER TO GO 1 SQUARE FORWARD, AND IF YOU STEP ON THE CACTUS, YOU GO 3 SQUARES BACK.



⑮ TAKE THE WINNER OF THE CYCLING RACE TO THE LEMONADE. WHICH OF THE THREE CYCLISTS LINED UP AT THE START WILL IT BE? COLOUR IN THE RIGHT TRACK.



The Little Craftkid.
Worksheets for children in libraries
Summer 2026

Issued by the Club of Creative Librarians SKIP ČR, Czech Republic, 2026 as an electronic publication given out to children in libraries for free.

Editorial board: Andrea Beranová, Jana Blümelová, Magdaléna Kupková, Ivana Bičanová, Alena Volková Balvínová
Cover by Andrea Beranová, Worksheets: Andrea Beranová ①, Dorota Beranová ②, Ivana Bičanová ③, Jaroslava Vokáčová ④, Renata Šmídová ⑤, Ivana Bičanová ⑥, Dorota Beranová ⑦, Magdaléna Kupková ⑧, Jaroslava Vokáčová ⑨, Magdaléna Kupková ⑩, Andrea Beranová ⑪, Ivana Bičanová ⑫, Michaela Moudrá ⑬, Andrea Beranová ⑭, Alena Volková Balvínová ⑮

Translated from the Czech original by Tereza Zápotocká

ISSN 2694-9504

Copyright © 2026 Club of Creative Librarians SKIP ČR